

**KHSAA TITLE IX
ANNUAL REPORT SUBMISSION
STATUS REPORT
2009-2010**

KHSAA
Form T65
Revised 4/09

TO: KHSAA Member School Superintendents, Principals, and Athletic Directors

FROM: Brigid L. DeVries, Commissioner
Darren Bilberry, Assistant Commissioner

DATE: April 13, 2010

School	Portland Christian	Reviewed by	Gary W. Lawson
--------	--------------------	-------------	----------------

The following is a status report regarding the required 2009-2010 Title IX Annual Report submission of forms due into the KHSAA office by April 15, 2010. Appropriate KHSAA Audit Team personnel have reviewed these forms and the following is a summary of this review.

I. Checklist of Forms properly submitted in a satisfactory manner:

X	GE 19 (Annual Verification)	X	T-35 (Budget Expenses)
X	T-1 (Summary Program Chart 1)	X	T-36 (Budget Expenses)
X	T-2 (Summary Program Chart 2)	X	T-41 (Checklist – Overall Interscholastic Program)
X	T-3 (Summary Program Chart 3)	X	T-60 (Corrective Action Plan)
X	T-4 (Summary Program Chart 4)	X	T-63 (Interscholastic Survey Results)

II. Status

A.	X	2009-2010 Forms are satisfactory and no further information or action is necessary at this time.
B.		Errors have been noted with respect to the following forms:
C.		The following forms were omitted and must be submitted by school representatives:
D.	X	<p>According to the 2009-2010 data, the school appears to be meeting the standards established in:</p> <p><input type="checkbox"/> Test 1 (Athletic participation is proportionate to enrollment)</p> <p><input type="checkbox"/> Test 2 (History and continuing practice of program expansion)</p> <p><input checked="" type="checkbox"/> Test 3 (Full and effective accommodation of interests and abilities)</p>
E.	X	<p>Other Recommendation and Comments: All calculations appear to be correct, and the report is in good order. According to data and responses submitted, the school is currently meeting the standard established in Test 3 for the provision of athletic opportunities. The school's recent student athletic interest survey supports the responses given on the T-3 form. The current Corrective Action Plan indicates monitoring of student interests. In the area of benefits, total athletic spending appears to be well within acceptable parameters.</p>



KENTUCKY HIGH SCHOOL ATHLETIC ASSOCIATION
2009-2010 ANNUAL VERIFICATION OF TITLE IX PROCEDURES
 (To be submitted by April 15, 2010 along with other required forms)

KHSAA Form GE19
Rev. 04/09

MAR 26 2010

The Portland Christian High School, Louisville, Kentucky
 (Name of High School) (City)

certifies to the Kentucky High School Athletic Association that the following is an accurate and true representation of the facts surrounding compliance with 20 U.S.C. Sections 1681-1688, et. Seq. (also known as Title IX). I certify the following provisions in accordance with records at the school contained in the permanent Title IX file, at least one copy of which must be maintained in the Principal's office, and to the best of my knowledge have completed the following tasks:

- I. Established a gender equity committee at the high school. (List committee personnel and provide attachment if necessary)

Name	Address	Phone	Title (Supt., Principal, Student, Parent, Coach, Etc.)
Rick Folden	2500 Portland Ave. Louisville, KY 40212	(502)778-4117	Director of Development & TIX Coordinator
Will Nethery	2500 Portland Ave. Louisville, KY 40212	(502)778-4117	Director of Athletics and Coach
Jennifer Haynes	2500 Portland Ave. Louisville, KY 40212	(502)778-4117	High School Principal
Steve Hill	2500 Portland Ave. Louisville, KY 40212	(502)778-4117	Teacher and Coach
Alice Mullins	2500 Portland Ave. Louisville, KY 40212	(502)778-4117	Teacher and Sponsor
Ben Wheatley	2500 Portland Ave. Louisville, KY 40212	(502)778-4117	Student Athlete
Desiree King	2500 Portland Ave. Louisville, KY 40212	(502)778-4117	Student Athlete

- II. Scheduled a minimum of three meetings during the 2009-2010 school year on the following dates:

August 4, 2009
January 14, 2010
March 19, 2010

- III. Designated the following person(s) as the Title IX coordinator for the school:


Name	Title	Address	Phone
Rick Folden	Director of Development	2500 Portland Ave. Lou., KY 40212	(502) 778-4117

- IV. Designated the following person(s) as the Title IX coordinator for the district:

Name	Title	Address	Phone
Rick Folden	Director of Development	2500 Portland Ave. Lou., KY 40212	(502) 778-4117


School personnel are continuing to make periodic reviews of the boys' and girls' athletics program reflected in the Corrective Action Plan.

In addition to the above information, the above referenced school maintains a complete permanent file relative to Title IX records including copies of the self-assessment audit, all corrective action plans, and other related materials.




 Principal's Signature

 Date 3/23 2010



 Superintendent Signature



 School Board Chairpersons' Signature

(Send original copy to KHSAA - Maintain duplicate in Title IX school folder)



**2009-2010
ACCOMMODATION OF INTERESTS AND ABILITIES
SUMMARY PROGRAM CHART (Form T-1)**

KHSAA Form T1
Rev. 11/09

Participation Opportunities: Test One - Proportionality

		(Column 1)	(Column 2)	(Column 3)	(Column 4)
	Program	Enrollment	Percentage of Total Enrollment	Number of Interscholastic Participants (double and triple count)	Percentage of Total Participation
Row 1	GIRLS	39	51%	31	35%
Row 2	BOYS	38	49%	57	65%
Row 3	Totals	77	100%	88	100%

Instructions:

*Number of 8th grade students & below used in Column 3 and Column 4 calculations: 5

- Determine the total number of girls enrolled, (place in Row 1, Column 1). Determine the total number of boys enrolled, (place in Row 2, Column 1).
- Add the total number of girls and boys enrolled to determine total enrollment, (place in Row 3, Column 1).
- Calculate the percentage of total enrollment that is female. (Divide Row 1, Column 1 by Row 3, Column 1 and place in Row 1, Column 2.) Calculate the percentage of total enrollment that is male. (Divide Row 2, Column 1 by Row 3, Column 1 and place in Row 2, Column 2.) Note: Row 1, Column 2 plus Row 2, Column 2 should total 100%.
- Ask coaches to confirm the names of those individuals who are on the team as of the first **date of regular season competition**, and cross out the names of those who were cut from the team or quit the team prior to the first regular season competitive event. Determine the total number of interscholastic athletics participants that are girls, (and place in Row 1, Column 3). In order to determine the total number of athletics participants, an individual should be counted each time he or she participates on a team. For example, if Jane Doe competes on the varsity volleyball team, the junior varsity volleyball team, the junior varsity basketball team, and the varsity softball team, she should be counted as four participants (**do not include club or intramural sports participants, cheerleaders, dance teams, or pom squads**). Calculate the same way for boys and girls. * In addition, should 8th grade students and below play on a Freshman, Junior Varsity, or Varsity team, they should also be counted for each team and sport on which they participate. If applicable, please asterisk in the above notation as to how many 8th grade students & below are included in the totals.
Using the same procedure, determine the total number of interscholastic athletic participants that are boys, (and place in Row 2, Column 3). Add Row 1, Column 3 plus Row 2, Column 3 to get total participants and place in Row 3, Column 3.
- Calculate the percentage of female participation. (Row 1, Column 3 divided by Row 3, Column 3 and place in Row 1, Column 4.) Calculate the percentage of male participation. (Row 2, Column 3 divided by Row 3, Column 3 and place in Row 2, Column 4.) Note: Row 1, Column 4 plus Row 2, Column 4 should total 100%.

Note: While being within three percent is not a formal compliance standard, if the percent listed in Row 1, Column 4 is within 3% of Row 1, Column 2, then it provides a good target within which compliance is likely.

Principal's Signature: Jennifer L Hayes Date: 3/23/2010



**2009-2010
ACCOMMODATION OF INTERESTS AND ABILITIES
SUMMARY PROGRAM CHART (FORM T-2)
PARTICIPATION OPPORTUNITIES: TEST TWO - PROGRAM EXPANSION**

		Column 1	Column 2	Column 3	Column 4	Column 5
Program		Number of Teams Currently Offered	Number of Participants	Number of Teams Added Since the beginning of the 2005-2006 School Year	Current Number of Participants for the 2009-2010 school year who are playing on teams added since the 2005-2006 School Year	Percent of Total Participation By Sex Added Since the beginning of the 2005-2006 School Year
GIRLS Row 1	varsity:	4	31	2	0	
Row 2	j.v.:			1	0	
Row 3	frosh:					
Row 4	total:	4	31	3	0	0%
BOYS Row 5	varsity:	4	49	1	5	
Row 6	j.v.:	1	8			
Row 7	frosh:					
Row 8	total:	5	57	1	5	9%

- 1) For Column 1, list the number of interscholastic teams offered for girls and boys at each competitive level (varsity, junior varsity, and freshman). For girls, total each of the entries in Rows 1, 2, and 3 into Row 4. For boys, total Rows 5, 6, and 7 into Row 8.
- 2) For Column 2, list the number of participants at each level. For girls, total each of the entries in Rows 1, 2, and 3 into Row 4. For boys, total Rows 5, 6, and 7 into Row 8. Note: The totals in Row 4 for girls and in Row 8 for boys must be the same as the totals in Form T-1, Column 3, Rows 1 and 2 respectively.
- 3) For Column 3, list the number of interscholastic teams that have been added in the last five years at each competitive level. Count each team added during the 5 year period only one time. e.g. Girl's junior varsity soccer was added 3 years ago, count the team only once, not 3 times. For girls, total the entries in Rows 1, 2, and 3 into Row 4. For boys, total Rows 5, 6, and 7 into Row 8.
- 4) For Column 4, list the number of participants that are currently on each level of the teams that were added in the last five years. If a team was added previously but no longer exists, there are no current participants to be added for that team. For girls, total the entries in Rows 1, 2, and 3 into Row 4. For boys, total Rows 5, 6, and 7 into Row 8.
- 5) For Column 5, calculate the percentage of participants that have been added in the last five years. For girls, take the number in Column 4, Row 4 and divide by the number in Column 2, Row 4. For boys, take the number in Column 4, Row 8 and divide it by the number in Column 2, Row 8.
- 6) **Note: If the percentage of current participants added in the last five years is 25% or greater for the underrepresented sex (most likely girls), compliance with Test Two may be possible. If less than 25%, then compliance with Test Three should be analyzed. CAUTION: 25% is not a formal compliance standard.**

Principal's Signature: *Janice F. Haynes* Date: 3/23/2010



2009-2010
ACCOMMODATION OF INTERESTS AND ABILITIES
SUMMARY PROGRAM CHART (FORM T-3)

KHSAA Form T3
Rev. 11/09

Participation Opportunities Test Three Full Accommodation

FOR ANY QUESTION ANSWERED "YES" IDENTIFY THE RESPECTIVE SPORT(S).

	GIRLS (Yes / No)		BOYS (Yes / No)
1. Based on the responses from your most recent student survey, is there sufficient interest to form a viable interscholastic team for a sport not currently offered? If yes, what sport?	NO		NO
2. For a sport not currently offered at the varsity level, is there sufficient interest based on your most recent Student Interest Survey to form a viable team for an interscholastic freshman team or junior varsity team?	NO		NO
3. For a sport currently offered at the interscholastic Junior Varsity or freshmen level, is there sufficient interest, based on your most recent Student Interest Survey, to form a varsity team?	NO		NO
4. If you answered YES to question (1), (2), or (3), are there enough high schools in the geographic area offering the sport (at the appropriate level) to allow for the development of a reasonable schedule of competition?	N/A		N/A
5. If you answered YES to question (1), (2), (3), or (4), are there enough high schools in the geographic area offering the sport (at the appropriate level) to allow for the development of a reasonable schedule of competition?	N/A		N/A

Remember, test three – full accommodation means addressing the unmet interest of the underrepresented sex (most likely girls), not the overrepresented sex (most likely boys).

Plans to Address Interest:

Principal's Signature : Jennifer F. Harper Date: 3/23/2010



**2009-2010
ACCOMMODATION OF INTERESTS AND ABILITIES
SUMMARY PROGRAM CHART (FORM T-4)**

KHSAA Form T-4
Rev. 11/09

Levels of Competition Test One

		Column 1	Column 2	Column 3
Girls	Team Levels	Number of Teams Currently Offered	Number of Participants	Percentage of Participants at Each Level
Row 1	varsity:	4	31	100%
Row 2	j.v.:			
Row 3	frosh:			
Row 4	total:		31	100%
Boys				
Row 5	varsity:	4	49	86%
Row 6	j.v.:	1	8	14%
Row 7	frosh:			
Row 8	total:		57	100%

- 1) Column 1, list the number of interscholastic teams offered for girls and boys at each competitive level; varsity, junior varsity, and freshman. (Refer to Form T-2, Accommodation of Interests and Abilities, Summary Program Chart 2, Column 1.)
- 2) For Column 2, list the number of participants at each level. For girls, total the entries in Rows 1, 2, and 3 into Row 4. For boys, total the entries in Rows 5, 6, and 7 into Row 8. (Refer to Form T-2, Accommodation of Interests and Abilities, Summary Program Chart 2, Column 2.)
- 3) For Column 3, calculate the percentage of female and male participants at each level.
 For girls' varsity, junior varsity, and frosh, respectively:
 - Divide Column 2, Row 1 by Column 2, Row 4, and place the percentage in Column 3, Row 1.
 - Divide Column 2, Row 2 by Column 2, Row 4, and place the percentage in Column 3, Row 2.
 - Divide Column 2, Row 3 by Column 2, Row 4, and place the percentage in Column 3, Row 3.
 For boys' varsity, junior varsity, and frosh, respectively:
 - Divide Column 2, Row 5 by Column 2, Row 8, and place the percentage in Column 3, Row 5.
 - Divide Column 2, Row 6 by Column 2, Row 8, and place the percentage in Column 3, Row 6.
 - Divide Column 2, Row 7 by Column 2, Row 8, and place the percentage in Column 3, Row 7.

Principal's Signature: *Janet F. Haynes* Date: 3/22/2010



**2009-2010
ACTUAL EXPENDITURES - PROGRAM COMPARISON CHART 1 -(FORM T-35)
TO INCLUDE BOOSTER CLUB FUNDING**

KHSAA Form T-35
REV. 11/09

Sports	Equipment and Supplies		Travel		Awards		Coaches' salaries (to include supplemental and extended employment; dollar amount required)		Facilities improvements		Publications (if sport-specific)	
	Expenditures		Expenditures		Expenditures		Expenditures		Expenditures		Expenditures	
	School	Booster	School	Booster	School	Booster	School	# Coaches for all levels / # Teams for all levels	School	Booster	School	Booster
G basketball	5,767.59	259.50		250		40	N/A	3 for 1	1400.00			
B basketball	2390.22	442.89		250		80	N/A	3 for 2	1400.00			
G softball	3,577.55					80	N/A	3 for 2				
B baseball	2,954.03					40	N/A	3 for 1				
G cross country	546.30					20	N/A	2 for 1				
B cross country	702.30					20	N/A	2 for 1				
G golf												
B golf	92.00					40	N/A	1 for 1				
G soccer												
B soccer												
G swimming												
B swimming												

1. Total expenditures on T-35 and T-36 on the 2009-2010 year report due by April 15, 2010 of each school year, should reflect the total monies spent (rounded off to nearest dollar) for the entire school year of 2008-2009 ending June 30, 2009.

2. Booster Club Funding/Contributions must be included in the above expenditures total. (Note: It is illegal for coaches to be paid by Booster Clubs - Reference KHSAA Bylaw 27)

Principal's Signature: *Jennifer L. Hays* Date: 3/23/2010



2009-2010
ACTUAL EXPENDITURES - PROGRAM COMPARISON CHART 2 - (Form T36)
TO INCLUDE BOOSTER CLUB FUNDING

KHSAA Form T36
 REV. 11/09

Sports	Equipment and supplies		Travel		Awards		Coaches' salaries (to include supplemental and extended employment; dollar amount required)			Facilities improvements		Publications (if sport-specific)	
	School	Booster	School	Booster	School	Booster	School	Booster	# Coaches for all levels / # Teams for all levels	School	Booster	School	Booster
G track													
B track													
G tennis													
B tennis													
G volleyball	2,769.54	220				80.00	3 for 2	1400					
B wrestling													
G (list sport)													
B football													
G (list sport)													
B (list sport)													

1. Total expenditures on T-35 and T-36 on the 2009-2010 year report due by April 15, 2010, should reflect the total monies spent (rounded off to nearest dollar) for the entire school year of 2008-2009 ending June 30, 2009.

2. Booster Club Funding/Contributions must be included in the above expenditures totals. Indicate percentage of total expenditures for each gender: (If disparities are obvious, list on your Corrective Action Plan (T-60) what action you will take to correct the problem.

Gender	Expenditures	Percentage
Boys	\$ 8,411	34%
Girls	\$ 16,410	66%
Total:	\$ 24,822	100%

Principal's Signature: *James Hays* Date: 3/23/2010



**2009-2010 KHSAA TITLE IX ATHLETICS AUDIT (Form T-41)
Checklist - Overall Interscholastic Athletics Program**

KHSAA Form T41
Rev. 11/09

DIRECTIONS:

For the Areas of Compliance (Opportunities and Benefits) listed on the left hand side of the page, place a checkmark under the appropriate column identifying whether your school provided an advantage to the Girls' Program, or to the Boys' Program or to Neither Program. A review of T-35 and T-36 spending patterns might be helpful in completing this form.

Areas of Compliance:	ADVANTAGE TO:		
	GIRLS' PROGRAM	BOYS' PROGRAM	NEITHER PROGRAM
OPPORTUNITIES			
Accommodation of Interest and Abilities			X
BENEFITS			
Equipment and Supplies			X
Scheduling of Games and Practice Time			X
Travel and Per Diem Allowances			X
Coaching			X
Locker Rooms, Practice and Competitive Facilities			X
Medical and Training Facilities and Services			X
Publicity			X
Support Services			X
Housing and Dining			N/A
Tutoring			X
Athletic Scholarships			N/A

If an advantage/inequity is indicated, corrective action should be shown on the Corrective Action Plan, Form T-60.

Principal's Signature: *Jennifer L. Hayes* Date: 3/23/2010



**INTERSCHOLASTIC ATHLETICS
SURVEY (FORM T-63)
Summary of Student Responses**

2009 - 2010

School Year: _____

School Name: Portland Christian School

Enrollment
(9-12 Grade): _____ **(SHOULD AGREE WITH FORM T-1, COLUMN 1, ROW 3)**

Number of 9-11 Grade Students Surveyed: 56

Number of 7th & 8th Grade Students Surveyed: 30

Date: March 19, 2010

Completed By: Rick Folden, Jennifer Haynes & Sherry Meredith

Instructions:

1. Summarize the Student Athletics Interest Surveys Form T-61 by listing the total number of responses on the line next to each sport.
2. Under the Other Category please provide a listing of the sports as well as the number of students who are interested in participating.
3. Please sign and date this Summary Form (T-63) and mail this Summary Form only to the KHSAA by April 15. Do not mail the student surveys (Form T-61). However, these Forms should be maintained in your files in the event they are requested subsequently.

92 Number of Surveys
86 Total Returned (*A minimum of 80% return is expected*)
7 -12 Grades Surveyed (*Should be grades 9-11 and 8th grade if school has a feeder system*)

Who Administered The Survey? Bible Teachers

How Was The Survey Administered? As classroom project work

Give details on how it was administered and to which school group, Example: English classes, or all home rooms, etc. or advisee/advisor?)

KHSAA Sanctioned Fall Sports (*List Total Number of Participation Responses*)

3 Cross Country (Girls)
6 Cross Country (Boys)
13 Football (Boys)
1 Golf (Girls)
6 Golf (Boys)
8 Soccer (Girls)
6 Soccer (Boys)
28 Volleyball (Girls)

Winter Sport (*List Total Number of Participation Responses*)

<u>13</u>	Basketball (Girls)
<u>31</u>	Basketball (Boys)
<u>3</u>	Indoor Track (Girls)
<u>3</u>	Indoor Track (Boys)
<u>7</u>	Swimming & Diving (Girls)
<u>1</u>	Swimming & Diving (Boys)
<u>1</u>	Wrestling (Boys)

Spring Sport (*List Total Number of Participation Responses*)

<u>14</u>	Baseball (Boys)
<u>20</u>	Fast Pitch Softball (Girls)
<u>7</u>	Tennis (Girls)
<u>3</u>	Tennis (Boys)
<u>2</u>	Track (Girls)
<u>5</u>	Track (Boys)

Non-KHSAA Championship Sports (*From Student Survey T-61 Question 10*)

<u>29</u>	Archery
<u>6</u>	Field Hockey
<u>27</u>	Bowling
<u>0</u>	Gymnastics (Boys)
<u>8</u>	Gymnastics (Girls)
<u>9</u>	Ice Hockey
<u>6</u>	Lacrosse (Boys)
<u>6</u>	Lacrosse (Girls)
<u>18</u>	Rifle
<u>6</u>	Rodeo
<u>6</u>	Slow Pitch Softball
<u>4</u>	Volleyball (Boys)
<u>0</u>	Water Polo
<u>10</u>	Weightlifting
	Other sports not listed: Ice Skating, Dodgeball, Trap Shooting

Number of Students who participate in Intramural Sports
(*From Student Survey T-61 Question 5*)

<u>Sport</u>	<u>Number</u>
Family Days	1
Dodgeball	5
Golf	2
Basketball	8
Lunch Ball	2
Volleyball	13
Archery – 1 Swim/Dive - 1	

List Intramural Sports students are interested in adding:
 (From Student Survey T-61 Question 6)

<u>Sport</u>	<u>Number</u>
Tennis	1
Volleyball	2
Basketball	5
Swim	2
Football	3
Dodgeball & Soccer	1

Participation in Non-School Sports Activities
 (From Student Survey T-61 Question 7)

<u>Sport</u>	<u>Number</u>	<u>Sport</u>	<u>Number</u>
Ice Skating & Dirt Bikes	1	Softball & Baseball	4
Football & Tennis	1	Basketball	11
Horseback & Trap Shooting	1	Swim	3
Tae Kwan Do & 4 Wheeling	1	Volleyball	4
Weight Lifting	1	Soccer	2
Dance	2		

Reasons for not participating in interscholastic athletics
 (From Survey Question 8)

- 3 I prefer other activities such as band, chorus, etc.
- 13 I don't have time
- 6 The practice schedules and game times are inconvenient
- 7 The sport I like isn't offered
- 1 It's too expensive
- 0 I prefer to participate in club or intramural sports
- 3 Working
- Other: Moving, Band, Season Over, By Choice, homework, Medical Reasons, Fear, School Focus, Grades

Student Suggestions to encourage participation

- Lower Prices – Our Own Field – Better Equipment – Better game/practice Times Signs
- Swimming – Transportation – Motivation – Curling – Different Sports – Year Round
- Volleyball – Team Shoes – Cheerleaders – Better Locker Rooms – Soccer-
- Make a Requirement - Stop Recruiting From PRP & Butler by Beth Haven


 Principal's Signature

3/23/2010
 Date

SCHOOL NAME
Portland Christian

2008-2009
TITLE IX

KHSAA
Form T60
Rev. 9/05

CORRECTIVE ACTION PLAN

DIRECTIONS:

1. For Column 1, indicate the intended area which needs corrective action in order to achieve gender equity. For Column 2, write the suggested change or activities that will correct the area in need of alteration. For Column 3, include the estimated completion date for the changes or activities.
2. It is possible to attain compliance with Title IX and no longer need "corrective" action. However, the KHSAA strongly encourages compliant schools to identify items for improvement (Column 1), activities to accomplish the improvement (Column 2) and a timetable for completion (Column 3) that will strengthen the athletic program.
3. You may copy this form as needed. Please attach corrective action plans along with audit forms and submit by April 15, 2008.

ITEM FOR CORRECTION/ IMPROVEMENT	SUGGESTED CHANGE/ ACTIVITIES	TIME TABLE FOR CORRECTIVE ACTION/ COMPLETION
<p>Re-visit Girls Varsity and JV sport that have dropped.</p> <p>09-10 PARTICIPATION NUMBERS HAVE DROPPED THIS YEAR</p>	<p>Survey shows a new interest in Tennis. The survey also shows enough interest to have a JV basketball schedule. No Student signed up for Tennis 06-07. Still not enough numbers for JV Basketball. Try both again in 07-08 School years. <u>No females signed up for golf, tennis, or track in 07-08. 08-09 same lake of interest.</u></p> <p>09-10 STRESS THE IMPORTANTS OF PARTICIPATION AND IMPORTANCE TO FEMALE ATHLETES TO BE A STUDENT ATHLETE.</p>	<p>Have sign-ups 06-07 to verify and get these sports back in program.</p> <p>Continue Sign-up opportunities for additional levels of play and to return sports as Tennis and Golf in 07-08. <u>To continue sign-ups for these sports to add them to the female sports offered.</u> 08-09 Cont. the same to re-start more sports</p> <p>09-10 STRESS TO COACHES AND ADMIN. TO MAKE A DIFFERENCE IN 10-11.</p>
<p>Title IX committee make up.</p> <p>Title IX meeting requirements not met.</p>	<p>Add one Female and one Male to Title IX committee.</p> <p>08-09 added female coach and 1 male and 1 female student athlete.</p>	<p><u>School year 2008-09.</u> 08-09 Title IX meetings were not followed, as scheduled meeting will be 4/08/09 to go through program. 09-10 SAME MAKE -UP INCLUDING STUDENTS</p>
<p>Girls locker room <u>Completed</u></p>	<p>Finish construction and complete area.</p>	<p>School year 2006 - 07 <u>Completed</u></p>

Principal's Signature:

Jennifer Layne

Date: 3/23/2010

<p>Add a Varsity sport for Girls.</p>	<p>Survey shows an interest in Soccer.</p>	<p>Have sign-ups May 06 to measure true need. School Board did not approve the addition of this sport.</p>
<p>Budget guidelines. <u>06-07 Boys Basketball and Baseball purchased new uniforms and totals have sent per athlete spending and the total expenditures way out of balance.</u> Female budget for 09-10 above male athletes again</p>	<p>Move still closer on spending per athlete. <u>Girls' basketball uniforms to be purchased 08-09. Softball uniforms purchased 07-08. Personnel have been changed and budget freeze placed until discrepancy is made up in female expenditures.</u> 08-09 purchased new uniforms for the girls program and boys programs purchasing to minimum</p>	<p>This report shows \$178.60 spent on females while spending \$207.80 on male athletes. This is better than past but needs to be closer. 06-07 still had 4% more spent on male Athletes; this is still too much of a variance and needs to be watched in next years spending. <u>08-09 school years.</u> 08-09 school years spent 63% on female sports. Spent \$309.08 on female athlete's vs. \$226.41 on male athletes. 09-10 34% spent on boys sports and 66% spent on Girls sports. \$529.35 per female athlete and \$147.57 per male athlete.</p>
<p>Better response and return of Student surveys.</p>	<p>Complete in Bible class.</p>	<p>Had a 95% return this year. <u>91% return 07-08.</u> 09-10 93% return.</p>

Principal's Signature:



Date: 3/23/2010